

Welcome to Whitby Museum



Whitby Museum, Pannett Park, Whitby


Reg Charity No 1171266

Accreditation No 1158



Hello, my name is
Clarence. What's your
name?

Let me show you
around Whitby
Museum





Whitby Museum is in Pannett Park, when you arrive at the park you will see the gates.



Whitby Museum, Pannett Park, Whitby

Reg Charity No 1171266

Accreditation No 1158



Pannett Park also has an exciting playpark. It can get busy and noisy at times. If you prefer it to be quiet, visit in the early morning before you come to the museum.





Walk through the gates and straight up the pathway. Or if steps are a problem follow the path to the side round to the back of the building.



Whitby Museum, Pannett Park, Whitby

Reg Charity No 1171266

Accreditation No 1158



Follow the path and steps to the front wooden door. You will pass some flowerbeds; in summer these are full of roses you might be able to smell them. You might also smell cut grass and hear lawnmowers.



Whitby Museum, Pannett Park, Whitby

Reg Charity No 1171266

Accreditation No 1158



To get to Whitby Museum you will come to some glass automatic doors and then you walk through Pannett Art Gallery. Here you can see lots of paintings and there is also an activity table.



Whitby Museum, Pannett Park, Whitby

Reg Charity No 1171266

Accreditation No 1158



Walk through the Art Gallery shop and you will see the Whitby Museum reception desk and one of our museum assistants. They will be behind a plastic screen.




All of the museum staff wear an ID badge like this one. If you have a problem just ask someone.





We open in the morning at 10am you can arrive at any time up to 4pm and look around until 4.30pm. There is a small charge for adults but the ticket means that you can visit for a full year! If you are under 18 admission is free.

Look out for me as you come in. I like to change my outfits. What will I be wearing? Please look at me but don't touch, I am very old.





We have a shop area near our reception desk. A member of staff can help you if you would like to buy something. Explore the museum first and then take a look on your way out.





If you have come to the back of the building you will see a car park and a big wooden door. Press the round silver button on the door and someone will talk to you and let you in.





Don't worry about the toilet when you are at the museum as there is a fully accessible one on each floor. There is also a baby changing facility on the lower ground floor.



Our toilets have hand driers which can be noisy. Try the one by the front door if you do not like noise.





There are lots of things to see in Whitby Museum. Some things are very big



Whitby Museum, Pannett Park, Whitby



and some are very small.



Reg Charity No 1171266

Accreditation No 1158



Some things may look a bit scary,
but others are very cute.



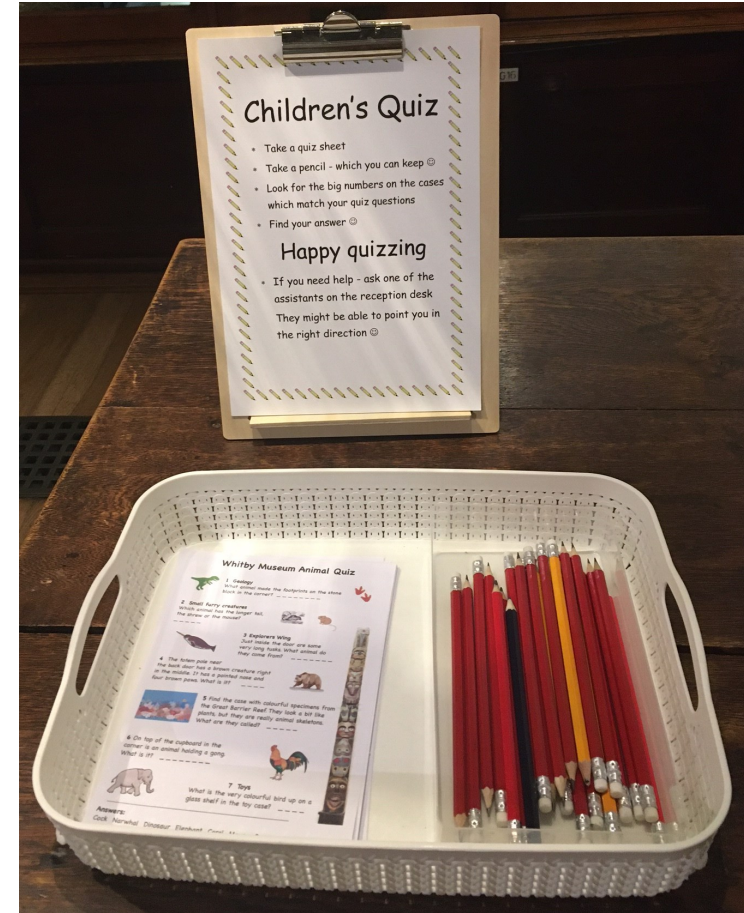
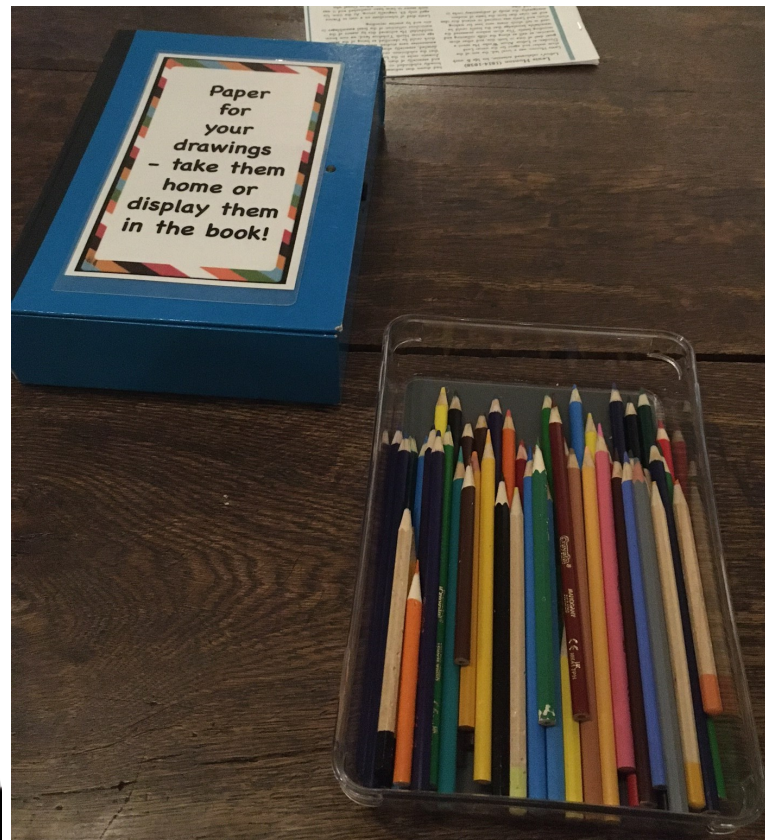
Whitby Museum, Pannett Park, Whitby

Reg Charity No 1171266

Accreditation No 1158



There are quizzes for you to do and you can also draw a picture.




Whitby Museum, Pannett Park, Whitby

Reg Charity No 1171266

Accreditation No 1158



Upstairs we have a Costume Gallery where mannequins are dressed up. You can get there using the stairs or the lift.



Whitby Museum, Pannett Park, Whitby

Reg Charity No 1171266

Accreditation No 1158



The museum is usually a quiet place but at times it can be noisy when we have a larger group visiting. Why not ring or email ahead to see if we are expecting any large groups?

Sometimes in our exhibition galleries we may have films playing with music but the rest of our displays are very quiet.



Occasionally a quiet alarm will sound, this means that someone is using the accessible entrance. It will sound for a few seconds then stop.





Much of the museum is dimly lit.

The newer part of the museum is much brighter.



Whitby Museum, Pannett Park, Whitby

Reg Charity No 1171266

Accreditation No 1158



Because the museum is an old building the floor is uneven in places. So please take care as you walk around.



Whitby Museum, Pannett Park, Whitby

Reg Charity No 1171266

Accreditation No 1158



Downstairs in the new part of the museum we have a bright and light tea room.



If you eat a special diet please ask as there are things to suit most diets. There is also a children's menu.



Whitby Museum, Pannett Park, Whitby

Reg Charity No 1171266

Accreditation No 1158



The museum is old and has some interesting smells, the main gallery has a wooden floor and may smell of wood. In winter our Shipping and explorer wings can smell cold and a little of damp. When you enter the new wing it can smell of baking and cakes from the tea room downstairs. Our toilets have air fresheners.



There may be other interesting smells when you visit.



Some areas of the museum are just for staff, and are marked with signs like these.



If you like to touch we have a box of fossils you can handle in the geology section.





I hope you enjoy your visit. Be sure to say bye to me on your way out.

